



## NEW AL WUROOD INTERNATIONAL SCHOOL, JEDDAH, K.S.A

Affiliated to CBSE – New Delhi Licensed under the Ministry of Education K.S.A

### worksheet

Grade-3

Subject: URDU

#### 1. Split the following.

کان \_\_\_\_\_ ، مسافر \_\_\_\_\_ ، چہکنا \_\_\_\_\_ ، جہیل \_\_\_\_\_  
چہال \_\_\_\_\_ ، سمجھ \_\_\_\_\_ ، اشارہ \_\_\_\_\_ ، ململ \_\_\_\_\_ ، مینا \_\_\_\_\_  
، خربوزہ \_\_\_\_\_ ، بوجہ \_\_\_\_\_

#### 2. Joint the letters and frame the words

پھ و ل \_\_\_\_\_ تھے ل ا \_\_\_\_\_ گ ڈھ ڈھا \_\_\_\_\_ ، ب ڈھ ن ا \_\_\_\_\_  
، ای ن ٹ \_\_\_\_\_ ، چ ا ن د \_\_\_\_\_ ، ہ و ن ٹ \_\_\_\_\_  
\_\_\_\_\_ ، ق د ر \_\_\_\_\_ ٹھ و ژ ا \_\_\_\_\_



#### 3. Rewrite the words using ( ء ) Hamza-

آی \_\_\_\_\_ کہا ہے \_\_\_\_\_ . جا و \_\_\_\_\_ نی \_\_\_\_\_

#### 4. Fill in the blanks.

ایک \_\_\_\_\_ تین \_\_\_\_\_  
اٹھ \_\_\_\_\_ نو \_\_\_\_\_  
\_\_\_\_\_ تیرہ \_\_\_\_\_ چودہ \_\_\_\_\_  
\_\_\_\_\_ انیس \_\_\_\_\_


#### 5. Write the initial [starting] letter for the following




**6. Identify the picture and write its name.**



---




---



---

www.alwuroodsche



www.kidopo.com

**7. Write the number names from 1 to 10 in Urdu.**

**8. Write the following words.**

-----

-----

----- بھارت

-----

-----

-----

----- بیٹھنا

-----

-----

-----

----- ممتا

-----